

# RS-232/485    4    RS-485

UT-5204D

RS-485

RS-485

(HUB)

RS-232(115.2Kbps)    RS-485(921.6Kbps)

RS-485

DC/DC

2000Vrms

RS-485 / RS-232

Lighting

ESD

RS-485

RS-485

RS-485

1200

UT-5204D

UT-5204D

RS-

485

RS-485

RS-485

UT-5204D

RS-485

EIA / TIA    RS-232C    RS-485

DC9-48V@80mA

1 PWR 1 (TXD) 1  
 RXD 4 E1 E2 E3 E4  
 2000V<sub>rms</sub> 500VDC DC-DC

RS-232(300bps-115.2Kbps)

RS-485(300bps-921.6Kbps)

RS-232 / 485 6KV ESD 8KV ESD

RS-232 2KV 1KV

RS-485 2KV 1KV

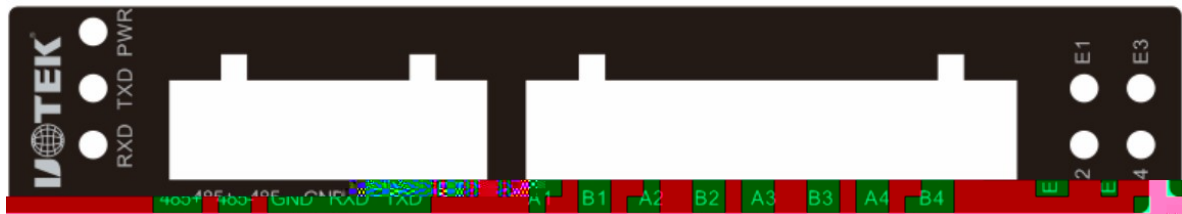
6KV ESD 8KV ESD

2KV 1KV

0-1200 921.6Kbps-300bps

110mm 80mm 25mm

-40 +85 5% 95%

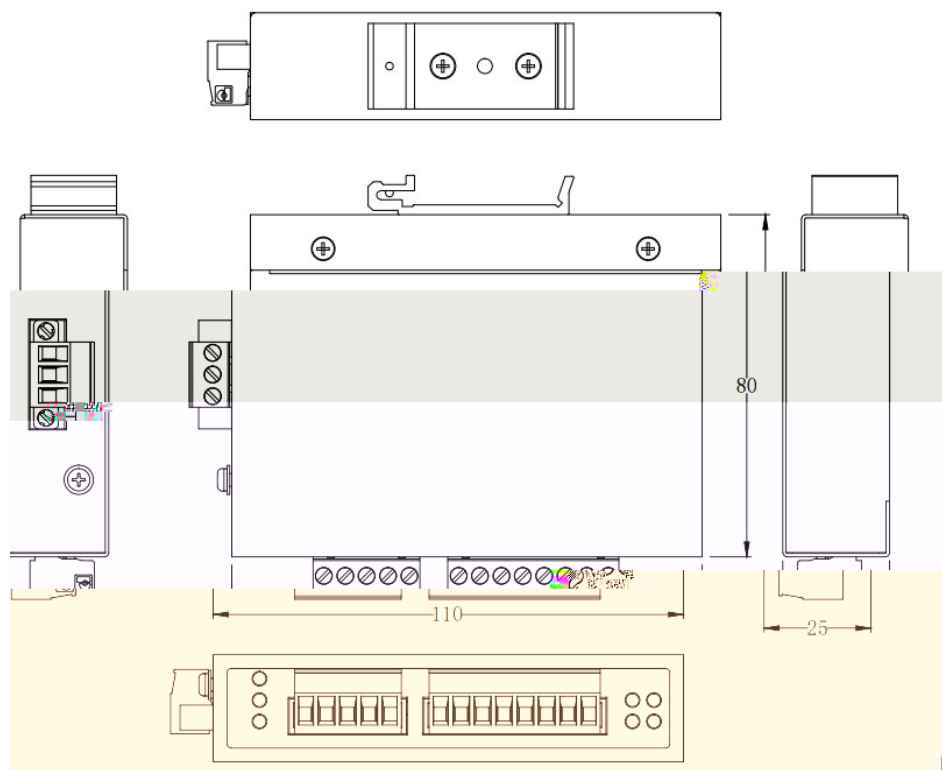


PWR  
 TXD RS-485  
 RS-232 RS-485  
 RXD RS-485  
 RS-485 RS-232

E1 E2 E3 E4 1-4  
 RS-485 E1 A1/B1 E2  
 A2/B2 E3 A3/B3 E4 A4/B4

1 mm

2



3	PIN		
1		PGND	
2		V-	
3		V+	

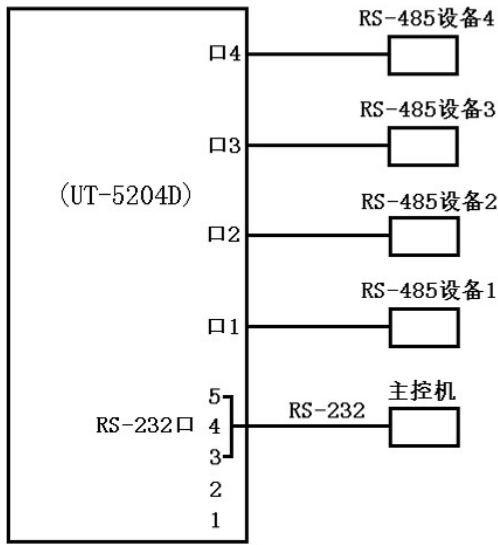
## 2 RS-232/RS-485

5	PIN		
1		485+	RS-485+
2		485-	RS-485-
3		GND	
4		RXD	RS-232
5		TXD	RS-232

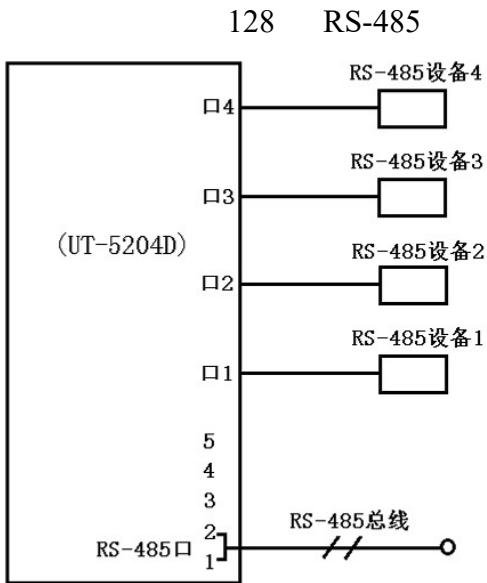
## 3 RS-485

8	(PIN)		
1		A1	RS-485+ 1
2		B1	RS-485- 1
3		A2	RS-485+ 2
4		B2	RS-485- 2

1                      RS-232C                      4                      RS-485



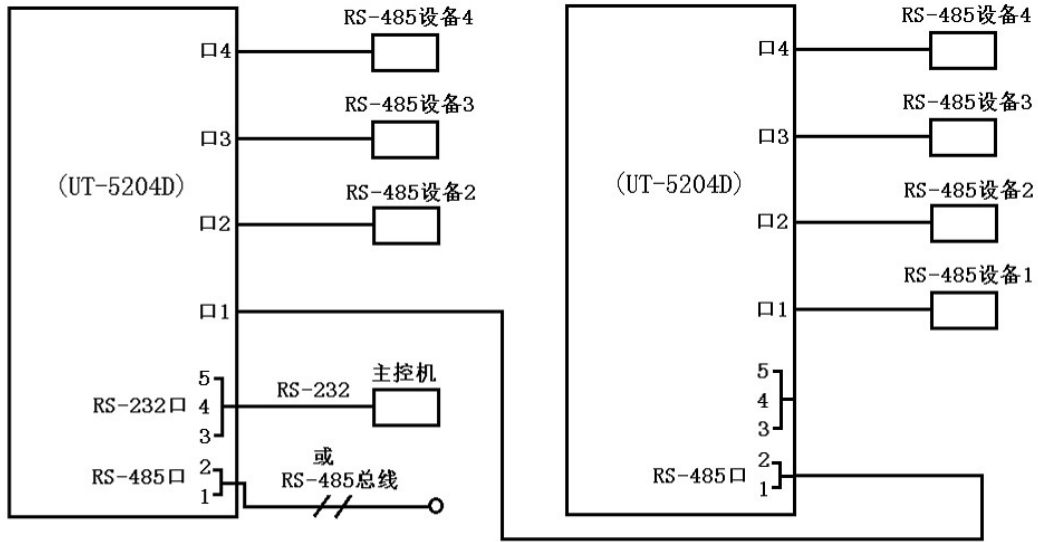
2                      RS-485                      4                      RS-485                      RS-485



3                      (RS-232C)                      RS-485                      RS-485

RS-485                      RS-485

128      RS-485



**RS-485**

RS-485

UT-5204D 4

RS-485

RS-485

RS-485

RS-485