

## UT-242E

**RS-232 RS-485/422**

1.



2.

- UT-242E
- VER: 01

3.

- RS-232 RS-485/422

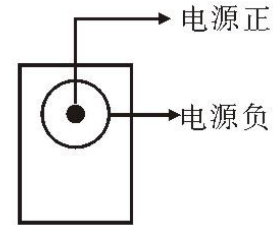
4.

1		EIA/TIA	RS-232C	RS-485/RS-422
2	RS-232	DB9		RS-485/422
3				
4				
5		300BPS-115.2KBPS		
6		62mm× 40.5mm× 21mm		
7	-40	85	5%	95%
8	1,200	RS-485	5	RS-232
9		2KA		

5.

RS-232C

DB9 Female(PIN)	RS-232C
1	
2	SOUT (TXD)
3	SIN (RXD)
4	DTR
5	GND
6	DSR
7	RTS
8	CTS
9	RI




当串口电压偏低时  
可使用 $9V \pm 1/50mA$   
直流电源

RS-485/RS-422

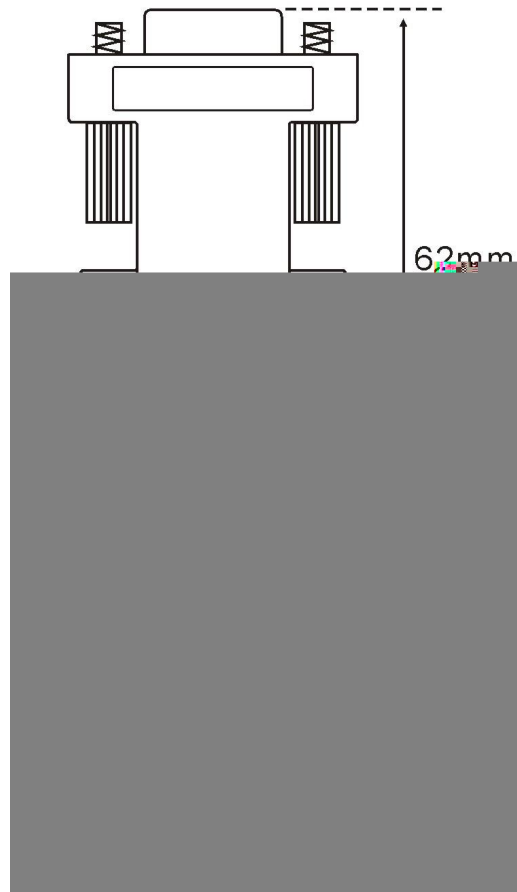
(PIN)		RS-422	RS-485
1	T/R+	(A+)	RS-485 (A+)
2	T/R-	(A-)	RS-485 (B-)
3	RXD+	(A+)	
4	RXD-	(B-)	
5	GND		
6	VCC	$9 \pm 1V/50mA$	

6.



7.

8.




9.

10

	1PCS
	1PCS
	1PCS
	1PCS
	1PCS
	1PCS

11



160×105×55mm

12

-40 +85 , 5% 95%

13

14

15