

Model:UT-CN8302
USB/RS-485/RS-422 1Port



.....3

.....3

.....3

.....4

.....4

.....5

.....6

.....7-14

PC	USB	PC
		RS-485/RS-422
	USB	RS-485/RS-422
RS-485/RS-422		PC
UT-CN8302	USB	RS-485/422
	USB	RS-422 RS-485
USB	RS-422	RS-485
		600w
RS-422/RS-485	RS-422	RS-485
		RJ-45 DB9
		I/O
,	(RTS DTR)	
(RS-422)	(RS-485)	

UT-CN8302

128 RS-422 RS-485

300-921.6Kbps

USB RS-422 USB RS-485

UT-CN8302

1 /

2 /

3 /

4 /

120 1/4W

UT-CN8302

USB

USB/DB-9


/

		RS-485	RS-422			
		T/R+T/R-			+/-RXD+/-RXD-	
+/-	GND					T/R+
T/R-				T/R+	T/R-	RXD+ RXD-

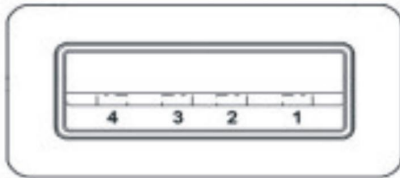
1	USBV1.1	1.0	2.0	EIA RS-485	RS-422	
2	USB	VCC	DATA+	DATA-	GND	FG
3	RS-485	T/R+	T/R-	GND		
4	RS-422	T/R+	T/R-	RXD+	RXD-	GND
5				2	4	
6						
7		300-921.6Kbps				
8				128	RS-422	RS-485
9		RS-485/422	1200	(9600bps)	USB	5
10		600w		± 15KV		
11		USB	A	DB9		
12		3		PWR	TXD	RXD
13						
14		921600bps	100M			
		38400bps	600M			
		9600bps	1.2KM			
15		1555mm× 36mm× 16mm				
16		-25	70	5%	95%	
17		0-1200				
18		Win/98/Win2000/WinXP/Vista/Win7/10/11/Linux				

1、DB9针型：RS-485/RS-422输出信号及接线端子引脚分配


DB9 针型 (PIN)	输出信号	RS-422全双工接线	RS-485半双工接线
4	RXD-	收(B-)	空
5	GND	地线	地线
6	N/A		
7	N/A		
8	N/A		
9	N/A		



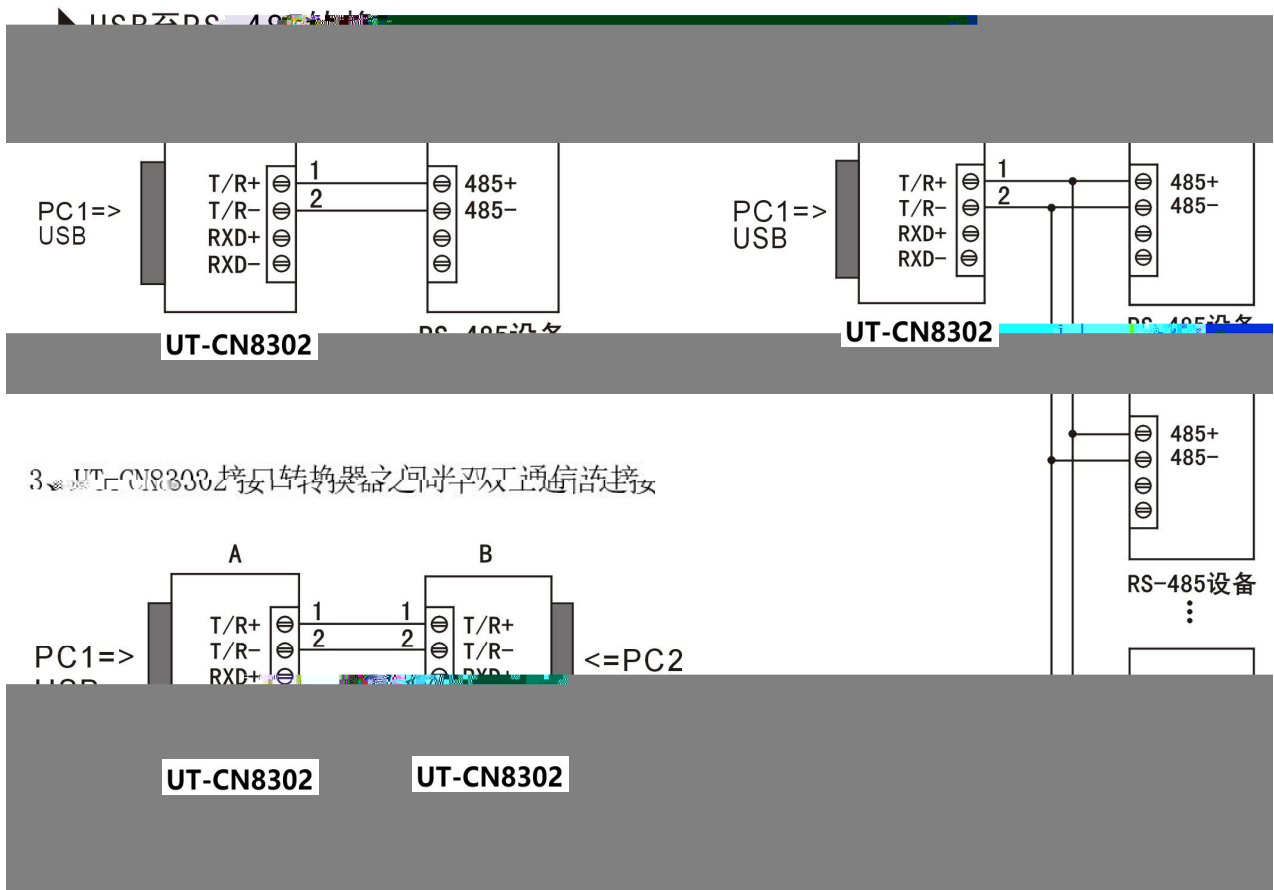
1、USB-A类：USB信号输入及引脚分配图



► USB至RS-422转换



3.3 UT-CN8302接口转换器之间全双工通信连接



1

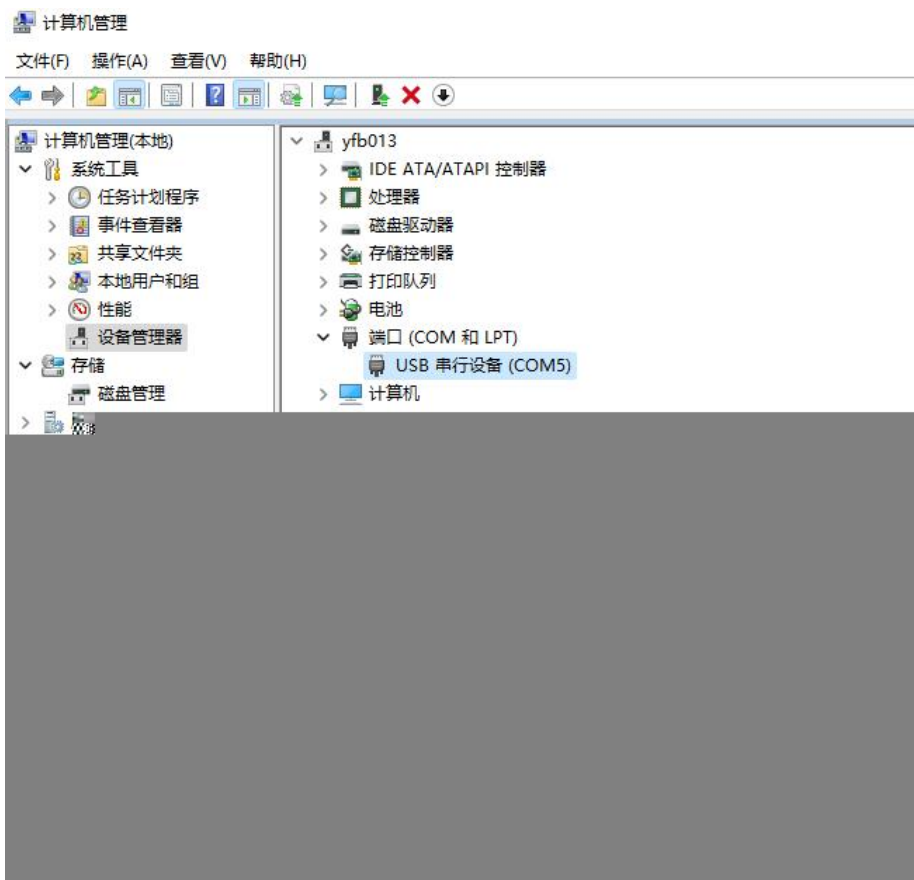
- A USB
- B RS-485/RS-422
- C
- D
- E
- F

2

A

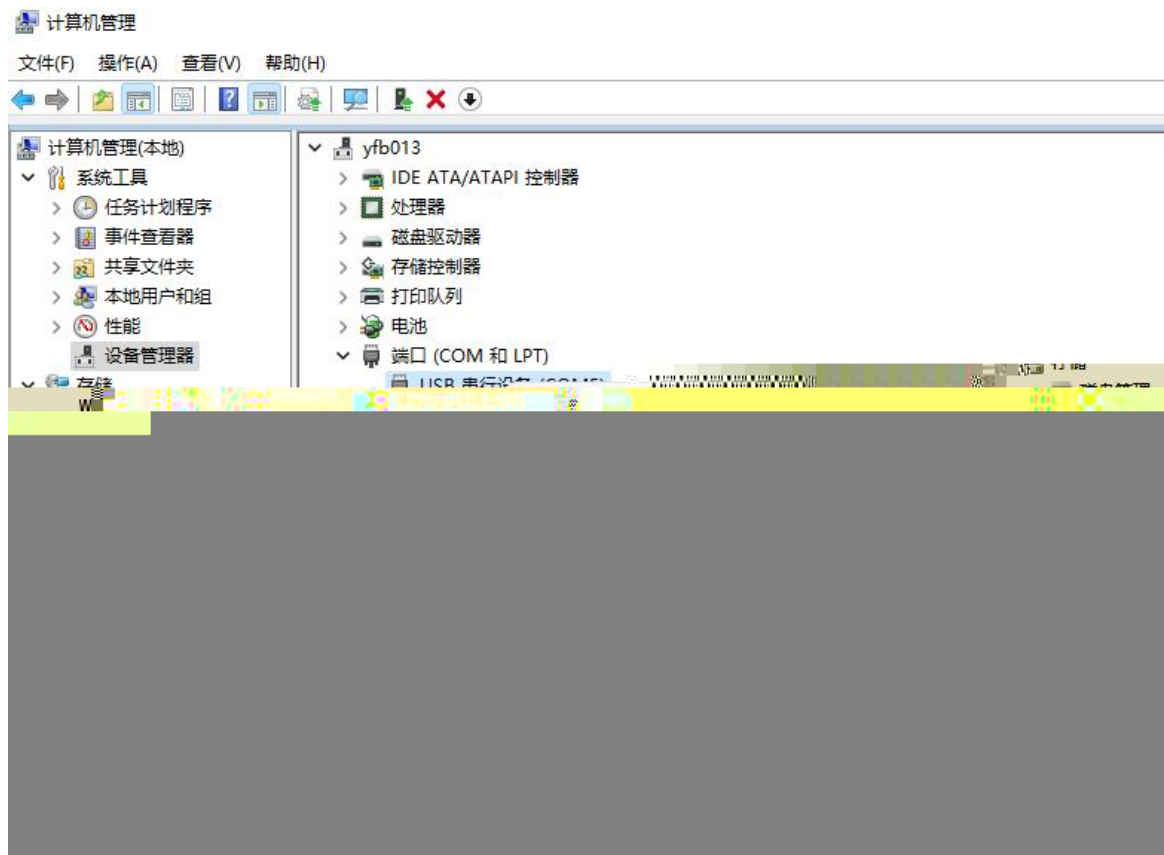

UT-CN8302
CDC

USB




Win 10

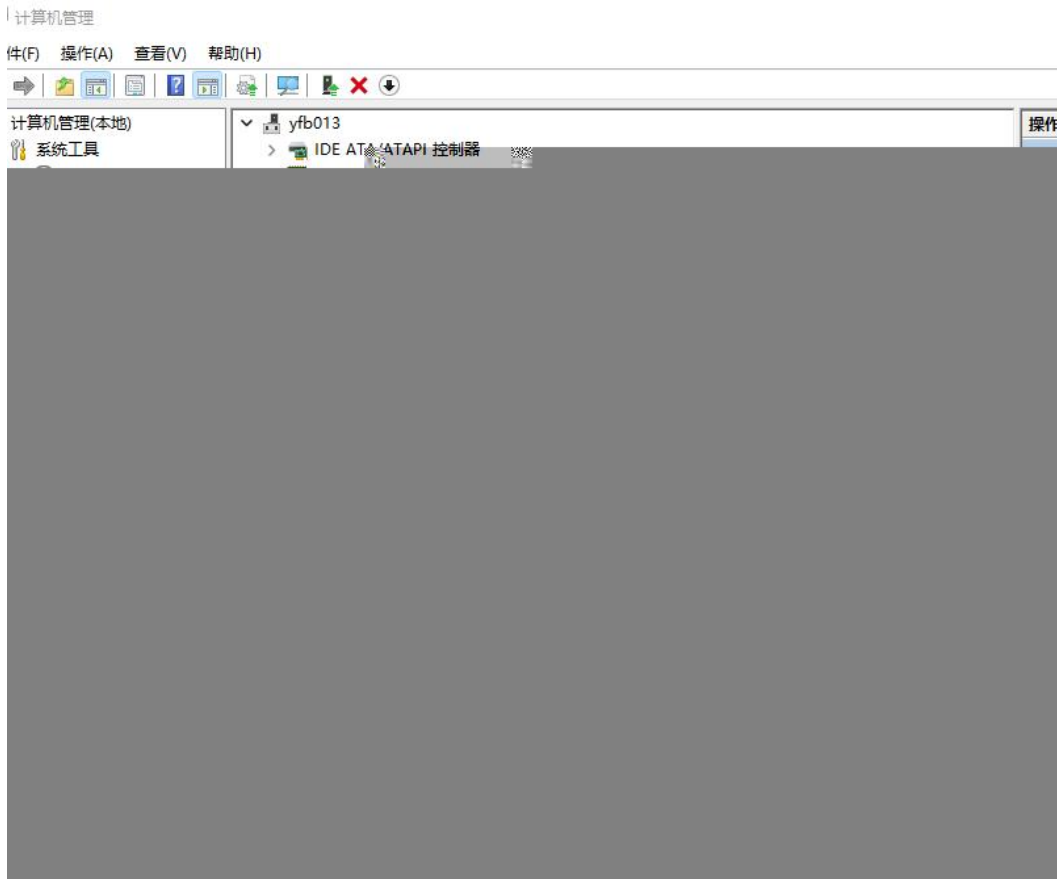
CH343SER.EXE



WIN 1X



Windows



USB

USB-Enhanced-SERIAL CH343 (COM)

